



Prep 2025



Parent Information

Welcome to the Currumbin School Family

Dear Families,

We are excited to welcome you to our school family. At Currumbin State School, we are very proud of our outstanding achievements. Academically our students excel, achieving above the national and state average consistently.

On the sporting field, we are reigning State Champions in Rugby League and foster the sporting success of all students, providing pathways to high school programs. We excel in music, offering concert band, jazz band and rock band, along with string ensembles and choirs. We also offer several before school dance programs starting from Year 2. Further, we boast strong ties with PBC with our staff and students moving across school sites regularly. Our proudest achievement, however, is that all of the children in our community are happy and love school.

Prep is such an exciting time! Starting school is an important milestone in your child's life – and a successful transition to school helps foster an enthusiasm for lifelong learning. The partnership of school and family is vital in ensuring this time is as happy, enriching and successful as possible.

This booklet, for families of Prep children, has been provided to share more about our amazing school and to help you prepare your child for the exciting experiences which lie ahead.

School Directory

Address / Postal Address:	6 Philip Street, Currumbin QLD 4223
Phone Numbers:	Office 07 5559 6333 P&C / Tuckshop 07 5559 6376
Email:	admin@currumbinss.eq.edu.au
Website:	www.currumbinss.eq.edu.au
Office hours:	8:15am – 3:30pm
Principal:	Mr John Cattoni
Deputy Principals:	Mrs Cath Kain (Prep) Mr Ben Kingston (Year 1 & Year 4) Mrs Mary Hughes (Years 2 & Year 5) Ms Cassandra Reynolds (Years 3 & Year 6)
Head of Inclusion Practices	Mrs Cath Kain
Guidance Officer	Mr Adam Rolender
Business Services Manager:	Mrs Cassie Shepherd
Heads of Curriculum:	Mrs Tracie Heaton Ms Julia McKay
P&C President:	Mr Dave Goymour
School Council President	Ms Devina Gleeson

Enrolling in Prep

We are excited to invite families of children born in 1 July 2019 to 30 June 2020 into our Currumbin family in 2025. An overview of school tours, enrolment information and transition opportunities are below.

School Tours – Currumbin in Action – 9am & 4pm

9am - Friday 1 March, Friday 19 April, Friday 17 May or Friday 14 June

4pm – Thursday 14 March, Thursday 2 May or Thursday 11 July

To book visit <https://www.schoolinterviews.com.au/code/xr77g>



Parent Information Session

Tuesday 16 April 2024 - 9am or 4pm and Tuesday 28 May – 9am or 4pm

Experts in oral literacy, motor skills and school readiness will discuss how to prepare your child for prep in fun and engaging ways.

This essential session explains how to enrol in Currumbin in 2024 and details our transition plans.

To book visit <https://www.schoolinterviews.com.au/code/j8845>



Welcome Meetings

Monday 5 August to Thursday 8 August 2024

A staff member (Cathy Suter) will phone to arrange an interview time and date.

Monday 12 August to Thursday 29 August 2024

We look forward to getting to know families and children at this meeting, which is essential to confirm your enrolment.



Prep Experience Sessions

9am-10:15am - Please choose one:

Tuesday 8 October, Thursday 10 October, Tuesday 15 October or Thursday 17 October

This transition session, which takes place in a prep classroom, is vital to a successful start to prep.

Meet our Prep Teachers

Monday 9 December – 9am to 10.30am

Currumbin State School also works closely with local Early Childhood Education Centres to provide a range of additional school visits to ensure a successful transition to Prep.

Enrolling in Prep

We invite you to come and see our amazing school in action on a school tour. During the tour you will not only see our facilities, but we will venture into classrooms to see where the magic takes place. I am sure as soon as you step foot on our school grounds, you will feel the warmth and care that our school family offers.

We encourage parents to attend our parent information sessions tailored to explaining the enrolment and transition process.

Enrolling in Prep is an exciting and important time. Here are 4 simple steps to follow:

Step 1 – Age Appropriate

Check the [Prep Ready Reckoner Calculator](#), on our school website under Enrolments/Prep, to determine when your child can commence prep.

Step 2 – In Catchment

Currumbin State School has an enrolment management plan that guarantees enrolment to students within our designated catchment area. Please check your residential address at [Queensland Schools Catchment Maps](#).

Where there is capacity, students from outside of the catchment area can enrol. Please contact the office to be added to our out of catchment waiting list, so you don't miss the opportunity to be part of our Currumbin school family.

Please note, that enrolment is guaranteed to siblings of our current students.

Step 3 – Enrolment Package

Your enrolment application needs to be brought with you at the time of your welcome meeting. You can access the enrolment package from a number of locations:

- our school office
- our website: www.currumbinss.eq.edu.au
- your local Early Childhood Education Centre.

When completing your enrolment application, you need to complete the following forms:

1. Student Enrolment Form
2. Enrolment Consent Form
3. Enrolment Agreement
4. ICT Parent and Student Agreement
5. Prep Questionnaire.

Along with the forms listed above, you need to also submit copies of the following documents:

1. Proof of Residency – current lease agreement, rates notice, unconditional sale agreement or utility bill.
2. Original birth certificate
3. Passport or Visa details (if your child was born outside of Australia)
4. Custody orders
5. Relevant reports for your child – medical, speech language, psychologist, paediatrician, hearing, vision.

Step 4 - At your Welcome Meeting

Welcome Meetings will take place from Monday 12 August to Thursday 29 August 2024.

During this meeting we will finalise your enrolment paperwork. It is essential that you bring your child's **original birth certificate** to this appointment along with all other enrolment paperwork. You will be provided with a Prep Package, containing all you need to know about Prep, starting school, learning resources and a Prep T shirt. We look forward to learning all about your child and your family, discussing your goals and answering all your questions. Therefore, it is essential that your child also attends this meeting. You will also be provided with information regarding the Prep Experience Sessions, which are vital in helping your child become comfortable in the Currumbin school environment and prepare them for a successful school transition.

Preparing your Child for Prep

Starting Prep can be an anxious time for children and parents. There are some simple steps you can take now to make your child's transition to school more relaxed.

Encourage your child to be independent. Help them to do the following on their own before prep:

- put on shoes
- go to the toilet independently
- open lunchbox, containers and drink bottles
- tidy up
- care for belongings
- follow directions
- carry own bag.

Work with your child to develop their communication skills so that they can:

- ask for help when needed
- make their needs known
- use appropriate greetings
- respond to questions verbally.

Familiarise your child with the school environment and routine by:

- driving and walking by the school
- attend all the school experiences together
- connecting with other children attending Currumbin State School
- let your child know that teachers are there to help
- ask your Early Childhood Education Centre what you can do to help the transition for your child.

Literacy and Numeracy for Prep

In the first years of school, children learn through interactions with others, experimentation, scaffolding, explicit teaching, practise and play in the classroom and beyond. Your child's teacher will identify what they already know and can do, and will extend their knowledge and skills through new and challenging situations.

An important aim of the Prep year is to build on your child's previous experiences with new and different learning opportunities at school. Research shows that children's motivation and achievement improve when families are involved in their education, especially from a very early age. There are many everyday things families can do to encourage literacy and numeracy learning to prepare your child for school.

Activities that promote literacy concepts:

- Play word games when out together, such as playing 'I spy' in the car. For young children, you can use colours such as 'I spy something that is red'.
- Paint and draw — art allows children to express themselves. As your child learns more words, you may notice their paintings or drawings become more detailed. Ask children to explain and verbalise their drawings and model talking in sentences.
- Sing songs or nursery rhymes while taking a walk, packing away toys or in the car. Identify rhyming words together and practise rhyme.
- Dress up — children can practise their language and communication skills by playing 'make believe'.
- Ask your child open-ended questions — this encourages them to practise expressing themselves and lets them know you value their thoughts. Repeat their answers back in full sentences, so you are modelling how to speak in a sentence.
- Think out loud — so your child can learn about how you solve problems.
- Read and talk about books — reading together can be a special and relaxing time. It can help your child enjoy reading from a young age and give them a head start at school.
- Talk about the clues and information that can be found in pictures in books.
- Talk about the elements of picture books – front cover, title, words, where the writing starts.
- Encourage your child to write for a variety of purposes – invitation, thank you note, shopping list (encourage exploratory writing not words).
- Encourage your child to speak for a variety of purposes – share a joke, give instructions, explain what happens in a story, put on a play or puppet show.
- Teach your child how to write their name.
- Identify the sounds of letters and what sound words start with.
- Identify letters in the environment - on a street sign, in a book, at the shops.



Activities that promote numeracy concepts:

- Play outdoors — pouring water or sand into containers, scales and measuring containers allows your child to explore numeracy concepts. Talk about how much containers hold and which has more or less.
- Do a puzzle — puzzles are a great way for children to learn about sizes, shapes and colours.
- Play with blocks — concepts of size, numbers, patterns and problem-solving can be explored.
- Practise counting objects to teach one on one correspondence. Make counting a part of everyday life. Count shells at the beach, fruit at the shop, trees on the street, count toys as you pack them away.
- Encourage mathematical language by asking questions like how much, how big, how small, how many.
- Look for and identify patterns and shapes in everyday life – on signs, in books, at playgrounds, in buildings.
- Cook together and talk about quantities of ingredients, time in the oven etc.
- Talk about how heavy or light things are – or how long/tall or short they are. Use a tape measure.
- Talk about clocks, time, day and night. Talk about activities that happen at certain times of the day eg We eat breakfast at 7am.
- Organise collections of items – eg toys that are all blue, toys that are animals – into groups and count and compare them.
- Learn to count to 10.
- Sing number songs and rhymes eg 1,2,3,4,5 once I caught a fish alive.
- Ask how many slices of apple do you want? Build number into your snacks.
- Point out and name numbers you see, like the numbers on mailboxes, buses, road signs.
- When you're out and about, encourage your child to describe or compare shapes of leaves, colours of flowers or sizes of birds.
- Use a growth chart to measure your child's height. Discuss and compare heights.
- Play simple games like snap, dominoes and board games like trouble.
- Play hopscotch or "What's the time Mr Wolf?".
- Race toy cars and talk about which came first, second or third.
- Arrange toys from tallest to shortest.

Activities that promote fine motor skills:

- Use scissors.
- Build with play-dough.
- Do puzzles.
- Draw, colour and paint.
- Make fruit creatures with toothpicks.
- Make a sock puppet or play with puppets.
- Garden.
- Make and fly paper aeroplanes.
- Construct with Lego and blocks.
- Dress dolls.
- Dress yourself, tie your shoelaces.
- Freeze tiny toys in ice cubes – smash the ice and pick the toys up.

What is learnt in term 1 Prep?

The Prep school day is a fun-filled active day, with loads of learning embedded in play, songs, organised games, investigation, adventure and formal learning. Lots of learning takes place, from day 1 of Prep. So full time Prep attendance, five days each week is vital. By the end of Prep students can read, write and add numbers. By the end of term 1, Prep students will be able to demonstrate the following learning.

English:

- Choose a favourite story and discuss the story, the characters, feelings about the characters and story, an event from the story and how the story connects to their own experiences.
- Write a sentence.
- Be exposed to all the letters of the alphabet and their sounds.
- Identify the beginning and last sounds of a word.
- Start blend sounds such as sh, th, ch.

Mathematics:

- Count forwards and backwards to 20.
- Count collections up to 10 and compare quantities.
- Group collections of items by colour, shape etc.

What to pack in your school bag for Prep

Your child can choose any backpack they like for Prep. Inside pack:

- Spare clothes in a named large plastic bag, in case of an accident.
- Lunch in a lunch box that is “bird-proof”. Please only send items students can unwrap themselves or use a ‘nude’ lunchbox with compartments. Please note: No lollies, soft drinks, glass bottles or ring-pull cans.
- Healthy snack – fruit or vegetables.
- Water bottle
- Remember your book pack on day 1.

Please don't let your child bring toys to school. While we do not wish to dampen your child's enthusiasm, we would appreciate it if all toys and personal treasures, were left at home. Treasures can be lost and broken and are safer at home. You will be advised of your child's Show & Tell day, which is their opportunity to bring along something special.

Stationery and Equipment

Booklists will be sent to you in November 2024. Please purchase all the items on the booklist. You can order the entire booklist online, following the directions on the booklist itself. Then the book pack will be delivered to your home. Alternatively, you can choose to purchase the equipment individually. Before school starts, please name and label all equipment and books in the book pack.



Currumbin State School

DRESS CODE



HATS

- Reversible broad brimmed bottle green hat (from uniform shop)

HAIR

- Hair must be neat and tidy and away from the student's face.
- Long hair (past shoulders) is to be tied up (boys and girls).
- Hair accessories are to be green, gold, neutral, black or white.
- No extreme hairstyles are permitted.
- Hair to be natural colours.

ACCESSORIES

- Make up is not to be worn.
- Nails must be natural.
- Earrings are to be sleepers or small studs only. Only ear piercings permitted.
- Watches are acceptable. Smart watches can only be used in school mode.
- No other jewellery is permitted (no rings, necklaces, bracelets), with the exception of medical alert jewellery.
- Cultural/religious jewellery can only be worn under clothing after a written application to the Principal is approved.

SHIRTS

- School polo shirt (with emblem) or checked school dress shirt (with emblem) to be worn.

SHORTS/SKIRTS

- Bottle green shorts (just above the knee) or skorts.

DRESSES

- Checked school dresses with emblem

WINTER WEAR

- Bottle green track suit pants.
- Bottle green jumper or school jumper with emblem.

SOCKS / TIGHTS

- Short white or black socks.
- Bottle green tights.

SHOES

- Predominantly black (velcro, lace up, buckle up).

The Currumbin State School P&C supports a student dress code policy, as it promotes the objectives of the *Education (General Provisions) Act 1989*, and in particular that it:

- promotes a safe environment for learning by enabling ready identification of students and nonstudents of the school;
- promotes a style of clothing consistent with the school's sunsafe policy;
- promotes a contemporary style of clothing which represent good value for money for parents and caregivers;
- promotes a contemporary style of clothing which is comfortable to wear;
- promotes equity and social justice issues by offering single sex and unisex options to both boys and girls;
- promotes a style of clothing which is suitable for many and varied school activities;
- promotes lifelong responsible and safe dress habits;
- promotes effective and efficient organisational skills;
- promotes a sense of purpose;
- promotes an effective teaching and learning environment by eliminating the distraction in dress and fashion at school;
- promotes a supportive environment at the school by fostering a sense of personal and school pride, of belonging as an individual & within the community for students, parents and families;
- fosters mutual respect among individuals at the school by minimising visible evidence of economic, class or social differences.

Prep Curriculum

In state schools use the Foundation Year of the Australian Curriculum—to guide children’s learning. In Queensland, this year of learning is called Prep.

The 4 Key Early Learning Areas of the Australian Curriculum include:

English

The English curriculum is built around the three interrelated strands of Language, Literature and Literacy. Students will:

- develop skills in listening, reading, speaking and writing
- Listen to, read and discuss spoken and written texts – fiction and non-fiction
- Learn to use rhyme and write poetry
- Write sentences, stories, statements and recounts.

Mathematics

The Mathematics curriculum gives students the opportunity to:

- develop their understanding of number which includes connecting names, numerals and quantities;
- become fluent at counting numbers in sequences
- create and continue patterns
- compare the length/height of objects
- sort and compare objects
- use familiar counting sequences to solve unfamiliar problems
- discuss the reasonableness of the answer.

Science

In the Science curriculum students:

- learn about the properties of materials
- explore the needs and habitats of living things
- explore the natural world around them, such as weather
- make things move
- make predictions, observations and use their senses to gather information.

HASS (Humanities and Social Science)

The Foundation Year curriculum focuses on developing students’ understanding of:

- their family and its history
- where their family lives
- special places
- special celebrations.

Prep students also engage in Technology and Arts.

Specialist Lessons

Specialist teachers take Prep students for Music, Physical Education (including Swimming Term 4) and Library lessons.

Learning Through Play

When children start Prep they move to a more structured learning environment, but they continue to learn through play. During play children make decisions, solve problems, develop thinking and teamwork skills, communicate, and develop a positive sense of themselves.

Types of play used to help Prep children learn may include:

- Manipulative—doing puzzles, construction, craft.
- Games with rules—playing board and card games or outdoor games with rules.
- Exploratory—using blocks to investigate weight, height, number, shape and balance.
- Fantasy—children creating props, characters and scripts for various dramatic situations.
- Physical—moving through obstacle courses, climbing, running.

Other activities like music, painting and drawing encourage language, reading and writing skills.



Prep Assessing and Reporting

Children's learning is continuously assessed informally in Prep. This enables teachers to shape learning experiences to meet the needs of students and provide them with the best opportunities to be successful.

Formal assessments also take place in Prep. They are based on observations, work samples and student interviews.

Your child's achievements are summarised in a report card, sent home at the end of each semester. At the beginning of semester 2, teachers like to meet with parents to talk about the report card and make plans for the next semester's learning.

Lunchtime

Children eat three times during their Prep day.

The first eating break is during the morning session in the classroom (around 10am). The second time is before first break playtime (10.45am) and the third opportunity is at 1.30pm, before second break playtime. Children eat lunch in a designated area outside their classroom, with a class teacher.

In order to help us support healthy eating habits, please ensure that your child's morning tea and lunch includes such items as sandwiches, fruit, cheese, healthy muesli bars and milk or fruit drinks. We encourage students to bring a 'nude lunchbox' – to reduce disposable wrappings.

Ensure your child can open and unwrap their lunch as some packaged items and containers can be very difficult for little fingers.

Student Well Being

Currumbin students love school. We are very proud of this fact! Currumbin State School works hard to create a family feel, where all students are taught to care for each other and know they are part of a special team.

This special school culture means that all children feel valued. All children experience kindness. All children learn.

Many programs and initiatives work collaboratively to create such an inclusive and kind school environment. These include:

- Social skills programs taught in every classroom every week. The school Second Step Program covers the essential competencies of self-awareness, social awareness, self-management, responsible decision making and relationship skills.
- Specialist well-being initiatives such as National Day of Action Against Bullying, Cybersafety, Mental Health Week.
- Movement breaks and motor programs.
- Mindfulness and growth mindset activities.
- Explicit teaching of expected behaviours and routines.
- Rewards programs.
- Supportive and inclusive teacher pedagogy.
- Age appropriate teaching pedagogy.
- Differentiated teaching and learning to meet each child's needs.
- Engaging, fun and challenging learning experiences.

For more detailed information, you can read the Currumbin State School Student Code of Conduct on the school website at <https://currumbinss.eq.edu.au/our-school/rules-and-policies>.

What Past School Captains said as they Graduated from Currumbin State School!

“What I have learnt is that Currumbin State School isn’t a place. It’s people. People of all different shapes and sizes and personalities that are fused through support, mateship and dreams for the future. Now, we are saying goodbye to a family bonded through kindness.” Leroy

“Once I was new to Currumbin State School. I was worried I would have no one to help me or play with. No fear! Straight away, a group of kind and generous people asked me to play with them. My smile grew so wide that my cheeks burnt... The best part of school is friends. They made me laugh and they always made sure I was OK. Every single person in this grade has made my primary school experience amazing and I will never forget your kindness.” Holly

“I am honoured to have been a student at this great school.” Lara

Student Support Services

Special Education Program

Mrs Cath Kain is our Head of Inclusion. Currumbin State School has been recognised as an expert school in inclusive practices, working with families so that all children can engage in our learning and school environment. Mrs Kain co-ordinates a team of Inclusive staff who work with teachers, students and families to meet each child’s individual needs, including:

- Inclusive Practice Teachers
- Inclusive Practice Teacher Aides
- Guidance Officer
- Speech Language Pathologist
- Occupational Therapist
- Physiotherapist
- Physical Impairment Advisory Visiting Teacher
- Hearing Impairment Advisory Visiting Teacher
- Vision Impairment Advisory Visiting Teacher
- School Nurse
- School Chaplain
- Autism Coach and Inclusion Coach (Regional Office staff).

The Inclusion Team supports students to:

- Consolidate literacy and numeracy skills
- Develop speech and language skills
- Engage in the school environment
- Improve play and social skills
- Employ effective decision-making skills
- Learn mindfulness and social emotional regulation skills
- Improve gross and fine motor skills.

The Inclusion Team works with families and teachers to individualise the learning programs, teaching strategies, school and classroom environments and play programs for students. They also work closely with stakeholders, such as psychologists and paediatricians, to provide the best outcomes possible for each student.

School Chaplain

The school Chaplains purpose is to help our students socially and emotionally. They work within a combined pastoral care, mentoring, and community development context to help provide identified families, students and groups with the best education our school can offer.

Guidance Officer

Currumbin State School values the importance of student well-being and employs a full-time Guidance Officer, Mr Adam Rolender. The Guidance Officer works with families, students, teachers, medical staff and stakeholders to assist children to reach their potential. Mr Rolender, while respecting student privacy and confidentiality, works as an integral member of our Inclusion Team and is committed to providing quality education services for every child, regardless of their circumstances.

Triple P Positive Parenting Program

At certain times throughout the year, the school offers this valuable program free of charge. Don't miss this valuable opportunity when it arises.

Prep Vision/Hearing Screening

In the first semester in Prep we offer vision and hearing screening.

General Information

The School Day

The school day commences at 8:40am and concludes at 2:45pm. We encourage Prep students to arrive at school between 8.20am and 8.35am. Students are supervised by staff from 8.15am to 8.30am and remain seated in the designated area during this time. At 8.30am, students take their bag to their classroom, put their hats on and play until 8:38am. At this time, the next bell sounds to tell students to line up outside their classrooms, ready for class. It is very important that all children have a settled start to the day, by arriving before the 8.40am bell.

The School Day

8:30 Before school play commences
8:38 Assemble at classrooms
8:40 School Commences

10:45 Eating commences
11:00 Move to play areas
11:28 Move to classrooms
11:30 Classes commence

1:30 2nd break eating time commences
1:40 Move to play areas
1:58 Assemble at classrooms
2:00 Classes continue

2:45 School ends



Absences

Regular school attendance is vital to ensure key learning is not missed, to build self-confidence and create strong peer connections. Your child will be a successful and happy student, when they go to school all day, every school day.

If your child is sick, please advise the school before school commences on the same day of your child's absence. Phone the school office on (07) 55596333 or email the school (admin@currumbinss.eq.edu.au) stating your child's name, class and reason for absence.

ACCEPTABLE REASONS

- Illness
- Important medical/specialist appointments
- Representative Sport
- Bereavement



UNACCEPTABLE REASONS

- Holidays (please avoid)
- Visiting family
- Birthdays
- Sleeping in

Students absent for 11 days or longer (Exemptions)

Parents can apply for an exemption when their child cannot attend school for a period of 11 consecutive school days or longer. Applications need to be submitted through the office to the Principal for approval.

Late Arrival

Students who arrive at school after the roll has been marked at 8.50am need to report to the office to be marked as present before attending class.



Early Collection

Early collection from school interrupts learning for classes, so we ask that students are only collected before 2.45pm for important or urgent reasons. If you must collect your child early, please report to the administration office.

Does your child have the best chance of being successful?

1 or 2 days a week doesn't seem much but...

If your child misses...	That equals....	Which is.....	& over 13 years of schooling that's...	Which means the best your child might perform is ...
1 day per fortnight	20 Days per year	4 weeks per year	Nearly <u>1.5 years</u>	Equal to finishing in Yr 11
1 day per week	40 Days per year	8 weeks per year	Over <u>2.5 years</u>	Equal to finishing in Yr 10
2 days per week	80 Days per year	16 weeks per year	Over <u>5 years</u>	Equal to finishing in Yr 7
3 days per week	120 Days per year	24 weeks per year	Nearly <u>8 years</u>	Equal to finishing at Yr 4

What sort of start is your child getting?

Just a little bit late doesn't seem much but...

If your child misses...	That equals....	Which is.....	Over 13 years of schooling that's...
10 mins per day	50 mins per week	Nearly 1.5 weeks per year	Nearly <u>Half a year</u>
20 mins per day	1 hour 40 mins per week	Over 2.5 Weeks per year	Nearly <u>1 year</u>
Half an hour per day	Half a day per week	4 Weeks per Year	Nearly <u>1.5 years</u>
1 hour per day	1 day per week	8 Weeks per year	Over <u>2.5 years</u>

Bikes, Scooters & Skateboards

Students can ride bikes, scooters and skateboards to school. There are racks on the school oval (accessed via Mitchell Street) and at the Prep campus (on Philip Street) to securely store their ride during the day. Students must wear a helmet.

Buses

Please contact the following companies for all bus enquiries.

Surfside Bus Lines: www.surfside.com.au or 07 5552 2700

Currumbin Valley Bus Lines: 1300 794 373.

Calendar 2025

Semester 1	Term 1 Dates <i>Australia Day Public Holiday</i>	28 January – 4 April <i>Monday 27 January</i>
	Term 2 Dates <i>ANZAC Day Public Holiday</i> <i>Labour Day Public Holiday</i>	22 April – 27 June <i>Friday 25 April</i> <i>Monday 5 May</i>
Semester 2	Term 3 Dates <i>Pupil Free Day</i> <i>King's Birthday Holiday</i>	14 July – 19 September <i>Friday 29 August</i> <i>Monday 6 October</i>
	Term 4 Dates	7 October - 12 December





Communication

Communication between families and teachers is vitally important. We value these relationships so much at Currumbin State School, that instead of hosting one parent teacher meeting at the beginning of the year, we invite each family in to meet the staff individually. This way our teachers get to know families and students on a personal level and can set goals with the families for the semester. These meetings are repeated in the beginning of semester 2.

If you are ever concerned, want to check details, or want to share a family situation, our classroom teachers are only a phone call or email away. Families will receive the teacher email at the beginning of each year, so as you can easily keep in touch with teachers. Sometimes a quick email is enough. Otherwise, you can request a phone call or meeting with your classroom teacher at any time throughout the year.

We also have a broad range of support staff from the Principal, Deputy Principals, Head of Inclusion, Inclusion staff and our superb front office staff, who are also always available to assist.

Methods of Communication include:

Newsletter	Our school newsletter is available on the website, Facebook and Q-Schools app. The Newsletter is published fortnightly on a Thursday.	
Website	Our school website is available at www.currumbinss.eq.edu.au	
Facebook	Our Currumbin State School FaceBook page is a great way to keep in touch with the everyday happenings at school. Student achievements, learning experiences and school events are all posted. If you are not receiving the newsfeeds, please like Currumbin State School Facebook page and join our school family.	
Email	All classroom teachers create class email groups to communicate news from their class. If you do not have and would like email communication from your child's class teacher, please contact them and ensure your email address is updated.	
QSchools App	The QSchools smartphone app is a convenient way to receive up to date information including news items, important dates and newsletters.	
QParents	The QParents portal provides secure online access for parents to their child's information anywhere, anytime, through a smartphone, tablet or computer. You are able to view report cards, attendance records and payment invoices. Register online at https://qparents.qld.edu.au using the unique invitation code provided by office staff.	
Mobile SMS	Families will sometimes be contacted via mobile SMS. These messages are sent to the person listed as Parent / Guardian 1 on the enrolment form. Please ensure we have your current mobile phone number.	

Many classes at Currumbin use **Seesaw** as an App to link school and home. There is a seamless collaboration between all the adults in a student's life, from administrators and classroom teachers to family members. Seesaw can be used as a school to home messaging system with multimedia attachments, along with student portfolios of their work to keep all adults informed about student learning on a secure online platform.

Dental Service

All Queensland residents, four years of age or older who have not completed Year 10, are eligible for publicly funded oral health care via Queensland Health's Child and Adolescent Oral Health Services (previously referred to as the School Dental Service / Program). A dental van visits the school on an annual basis. For appointments phone 1300 300 850.

Dogs

Dogs are not permitted in the grounds. Students are asked not to bring pets to school unless permission is sought through your class teacher and their relevant Deputy Principal.

Illness / Medication

In cases of minor ailments, parents use their own judgement as to whether a child is fit to attend school. If you decide your child is too sick to attend school, please notify the school office and email the classroom teacher that morning. If your child contracts a notifiable disease, please inform the office immediately, as sometimes exclusion from school is required whilst your child recuperates.

If your child has a specific health related problem, please discuss this at enrolment and with your child's teacher so that the appropriate safety and support measures can be put in place at the beginning of the school year. Please provide the school with medical reports and notify of any changes that occur throughout the year.

Medication may only be administered to a student by staff when the medicine is prescribed by a doctor and in the original container, with the pharmacy label attached that details the Doctor's name, date and dosage. Parents need to bring this medication to the front office and sign an "Administration of Medication Form" to give permission for the medication to be given during school hours.



Payments

Exciting learning opportunities are provided each year to support your child's learning in class. These activities can be off site excursions or on site shows or activities. Permission forms are always sent home, detailing the purpose for the activity and how it supports learning, along with dates, times and costs.

All payments must be made online or through BPoint by the due date, so as these events can be organised in time. When paying, please identify your child by using their EQ ID number or your child's name and class in the reference section. Currumbin State School is cashless, so please don't send cash to school with your child for payments.

The Currumbin State School Bank Account is:

Bank Account Name: Currumbin State School

BSB Number: 064-480

Account Number: 10018349

If required, the school can organise payment plans to assist parents. Just talk to the school office to organise this.

Please note that P&C payments for Swim Club, Tuckshop, Kids Club, Uniform Shop are not paid through this account. P&C payments must be made through the Qkr app (see next page).

P&C Association

Our P&C Association is a dedicated group of families who aim to build our school community and make improvements to our school environment. The P&C Association manage the Tuckshop, Uniform Shop, Currumbin Dolphins Swim Club and Currumbin Kids Club. All of our P&C's profits go back into the school to benefit our students.

The P&C meets once a month, with dates and times advertised on FaceBook and in the newsletter. The Association encourages everyone to come along and meet other families.

P&C Contact Details are:

Phone: 5559 6376

Email: pandc@currumbinss.eq.edu.au

Our P&C use the app Qkr! (pronounced 'quicker'). Using this app, parents can order tuckshop, uniforms, pay for swimming lessons with Currumbin Dolphins and buy tickets for P&C events, like the annual Parents Trivia Night. The Qkr! app can be downloaded for free from Apple or GooglePlay.

P&C run the Tuckshop

Our Tuckshop is open for breakfast at 8.15am. Copies of the Creekside Canteen menu can be obtained from the office or the canteen. All lunch orders should be placed by 7:30am via Qkr. The tuckshop will receive the online order and prepare your child's tuckshop which will be delivered to their class.

P&C run the Uniform Shop

Phone Number: 0478 768 665

Uniforms can be purchased online via **Qkr!**

The P&C Uniform shops operates during the following hours:



Monday	Closed
Tuesday	8:15am – 9:15am
Wednesday	Closed
Thursday	8:15am – 9:15am
Friday	Closed

P&C run Kids Club

Phone Number: 0434 125 461

Email: admin@currumbinkidsclub.com.au

Website: www.currumbinkidsclub.com.au

Currumbin State School offers an Outside School Hours Program on site (Currumbin Kids Club). Please visit currumbinkidsclub.com.au for more information on this service.

Currumbin Kids Club staff take extra special care of our Prep students, walking them to class before school and collecting them from class to attend the afterschool program.



P&C run the Currumbin Dolphins Swim Club

Phone Number: 0432 254 600

The Currumbin Dolphins Swim Club was formed in 2019 and is operated by the Currumbin State School P&C Association. The club is run on a not for profit basis and offers lessons for learn to swim, stroke development and squad. Friday Night Club Racing is also offered throughout the term (check calendar). Please contact 0432 254 600 or visit cdsc.com.au for more information and to register your child today.



Safety Procedures

All visitors / volunteers must report to the school office upon arrival to sign in and collect a visitor's pass. Emergency evacuations and lock in drills are performed each term. Emergency evacuation posters are displayed in all rooms.

Sport Houses

The four sport houses are represented on the Currumbin State School Shield and were adopted in the 1960's using Aboriginal names appropriate to certain features of the district at the time.

House Name	Colour	Symbol / meaning
Talobilla	Yellow	Porpoise (Jack Evans porpoise pools at Tweed Snapper rocks)
Pirruen	Red	Parrot (Bird Sanctuary)
Buran	Blue	Boomerang (Title of the book studied for scholarship exam at the time)
Wirra	Green	Creek (School situated on creek bank at the time)

Volunteering

Parents / Volunteers can help by:

- Assisting at the Creekside Canteen
- Helping in your child's classroom
- Attending Parents and Citizens Association meetings
- Helping at P&C / School events
- Attending concerts, assemblies and celebrations

Parents are welcome to help in the Prep classroom. Parent help is often very beneficial in literacy rotations in the morning, or for special learning events.

Before you volunteer each year, you need to complete mandatory training which covers Education Queensland Policies including Code of Conduct, Student Protection and Health and Safety. When the training becomes available, it will be advertised in the school newsletter and on FaceBook.



























You can download the work booklet on our website at:

www.currumbinss.eq.edu.au/our-community/volunteering

Once you have completed the training, you need to submit your declaration on the final page of the booklet. It can be emailed to admin@currumbinss.eq.edu.au or dropped into the office.

You can practise identifying and writing letters using the Queensland Beginners Alphabet, used in Prep.

Queensland Beginners Alphabet

Aa  apple	Bb  balloon	Cc  cactus	Dd  donut	Ee  elephant	Ff  flamingo
Gg  girl	Hh  house	Ii  ice-cream	Jj  jar	Kk  kite	Ll  lion
Mm  mushroom	Nn  nest	Oo  orange	Pp  pineapple	Qq  queen	Rr  robot
Ss  sun	Tt  tee pee	Uu  umbrella	Vv  volcano	Ww  whale	Xx  xylophone
Yy  yellow	Zz  zebra				

